






WORD by WORD



PICTURE DICTIONARY



Steven J. Molinsky • Bill Bliss

Library of Congress Cataloging-in-Publication Data

Molinsky, Steven J.

Word by word picture dictionary / Steven J. Molinsky, Bill Bliss.

p. cm.

Includes index.

1. Picture dictionaries. English

2. English language – Textbooks for foreign speakers.

I. Bliss, Bill. II. Title.

PE1629.M58 1994 423'.1 –dc20 93-21129 CIP

ISBN 0-13-278319-3

ISBN 0-13-278235-9 (pbk.)

Acquisitions editor: *Tina Carver*

Managing editor, production: *Sylvia Moore*

Production editor: *Janet Johnston*

Electronic production technology coordinator: *Molly Pike Riccardi*

Electronic production: *Louise B. Capuano*

Interior design: *Kenny Beck*

Cover supervisor: *Marianne Frasco*

Cover design: *Merle Krumper*

Buyer/scheduler: *Ray Keating*

Illustrated by RICHARD E. HILL

© 1994 by Prentice Hall Regents

Prentice-Hall, Inc.

White Plains, New York 10606

All rights reserved. No part of this publication may be reproduced, stored in a retrieval system, or transmitted, in any form or by any means, electronic mechanical, photocopying recording, or otherwise, without the prior written permission of the publisher.

Printed in the United States of America

ISBN 0-13-278319-3 (case) 10 9 8 7

ISBN 0-13-278235-9 (paper) 15 14 13 12 11

Prentice-Hall International (UK) Limited, *London*

Prentice-Hall of Australia Pty. Limited, *Sydney*

Prentice-Hall Canada Inc., *Toronto*

Prentice-Hall Hispanoamericana, S. A., *Mexico*

Prentice-Hall of India Private Limited, *New Delhi*

Prentice-Hall of Japan, Inc., *Tokyo*

Pearson Education Asia Pte. Ltd., *Singapore*

Editora Prentice-Hall do Brasil, Ltda., *Rio de Janeiro*

CONTENTS


Introduction	v	Gardening Tools and Home Supplies	29
Personal Information	1	Numbers	30
Family Members I	2	Mathematics	31
Family Members II	3	Time	32
North America	4	The Calendar	33
The World	6	Places Around Town I	34
Everyday Activities I	8	Places Around Town II	36
Everyday Activities II	9	The City	38
The Classroom	10	Describing People and Things	40
Classroom Actions	11	Describing Physical States and Emotions	42
Countries, Nationalities, and Languages	12	Fruits	44
Types of Housing	13	Vegetables	45
The Living Room	14	The Supermarket I	46
The Dining Room	15	The Supermarket II	48
The Dining Room: A Place Setting	16	Containers and Quantities	50
The Bedroom	17	Units of Measure	52
The Kitchen	18	Food Preparation and Recipes	53
Kitchenware	19	Fast Foods and Sandwiches	54
The Baby's Room	20	The Restaurant	55
Baby Care	21	Colors	56
The Bathroom	22	Clothing	57
Personal Care Products	23	Sleepwear, Underwear, and Footwear	58
Household Cleaning and Laundry	24	Exercise Clothing and Outerwear	59
Outside the Home	25	Jewelry and Accessories	60
The Apartment Building	26	Describing Clothing	61
Housing Utilities, Services, and Repairs	27	The Department Store	62
Tools	28	Video and Audio Equipment	63

Computers, Telephones, and Cameras	64	The Weather and Seasons	98
The Toy Store	65	Outdoor Recreation	99
Money	66	The Park and the Playground	100
The Bank	67	The Beach	101
The Body	68	Individual Sports and Recreation	102
Ailments, Symptoms, and Injuries	70	Team Sports	104
Medical and Dental Care	72	Team Sports Equipment	105
Medical Treatment and the Hospital	73	Winter Sports and Recreation	106
Medicine	74	Water Sports and Recreation	107
The Post Office	75	Sport and Exercise Actions	108
The Library	76	Handicrafts, Hobbies, and Games	109
The School	77	Entertainment	110
School Subjects and Extracurricular Activities	78	Types of Entertainment	111
Occupations I	80	Musical Instruments	112
Occupations II	82	Trees, Flowers, and Plants	113
Work Activities	84	The Environment and Energy	114
The Office	86	The Farm and Farm Animals	115
Office Equipment	87	Animals and Pets	116
Office Furnishings	88	Birds and Insects	118
Office Supplies	89	Fish, Sea Animals, and Reptiles	119
The Factory	90	Measurements and Geometric Shapes	120
The Construction Site	91	The Universe and Space Exploration	121
The Car	92	Glossary	122
Highways and Streets	94	Thematic Index	137
Public Transportation	95		
The Airport	96		
The Airplane	97		

PERSONAL INFORMATION



- A. What's your **name**?
- B. *Nancy Ann Peterson.*



APPLICATION			
①	②	③	④
Name	<i>Nancy</i>	<i>Ann</i>	<i>Peterson</i>
	first	middle	last
⑤	⑥	⑦	⑧
Address	<i>42</i>	<i>Main Street</i>	<i>#5A</i>
	number	street	apt.
⑨	⑩	⑪	
<i>Long Beach,</i>	<i>CA</i>	<i>22960</i>	
city	state	zip code	
⑫	⑬		
Telephone	<i>(213) 684-1196</i>		
	⑭		
SSN:	<i>045-61-8947</i>		

- | | | | |
|--------------------------------------|---------------------|--------------|---------------------------------------|
| 1. name | 5. address | 9. city | 12. area code |
| 2. first name | 6. street number | 10. state | 13. telephone number/
phone number |
| 3. middle name | 7. street | 11. zip code | 14. social security number |
| 4. last name/family name/
surname | 8. apartment number | | |

- A. What's your _____?
- B.
- A. Did you say?
- B. Yes. That's right.

- A. What's your last name?
- B.
- A. How do you spell that?
- B.

Tell about yourself:
 My name is
 My address is
 My telephone number is
 Now interview a friend.


FAMILY MEMBERS I



- A. Who is she?
 B. She's my **wife**.
 A. What's her name?
 B. Her name is *Betty*.



- A. Who is he?
 B. He's my **husband**.
 A. What's his name?
 B. His name is *Fred*.



1. wife
 2. husband

parents

3. mother
 4. father

children

5. daughter
 6. son
 7. sister
 8. brother
 9. baby

grandparents

10. grandmother
 11. grandfather

grandchildren

12. granddaughter
 13. grandson

- A. I'd like to introduce my _____.
 B. Nice to meet you.
 C. Nice to meet you, too.

- A. What's your _____'s name?
 B. His/Her name is

Tell about your family.
 Talk about photos of family members.


FAMILY MEMBERS I I



- A. Who is she?
 B. She's my **aunt**.
 A. What's her name?
 B. Her name is *Linda*.



- A. Who is he?
 B. He's my **uncle**.
 A. What's his name?
 B. His name is *Jack*.



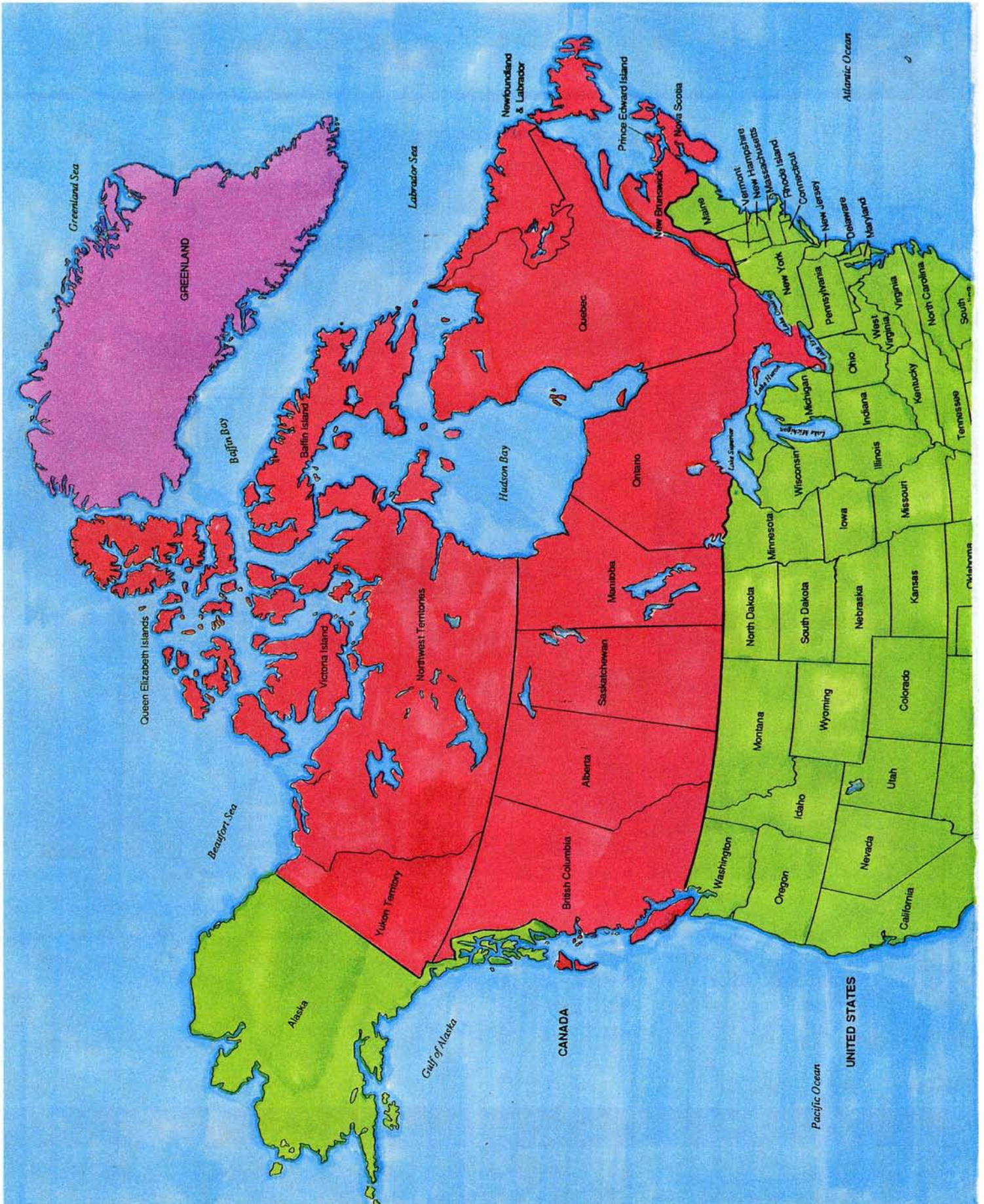
- | | | | | |
|----------|-----------|------------------|--------------------|--------------------|
| 1. aunt | 3. niece | 6. mother-in-law | 8. son-in-law | 10. brother-in-law |
| 2. uncle | 4. nephew | 7. father-in-law | 9. daughter-in-law | 11. sister-in-law |
| | 5. cousin | | | |

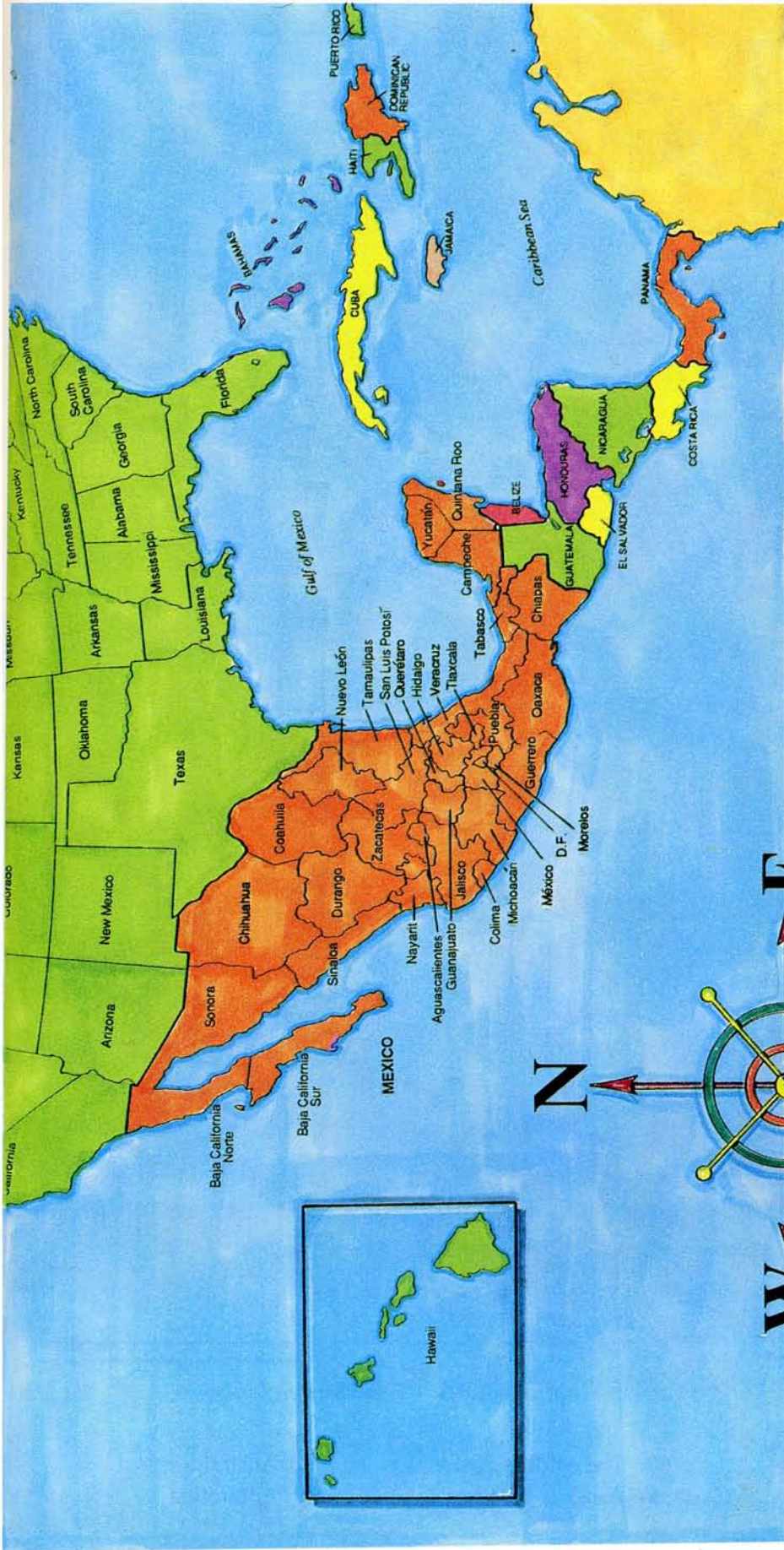
- A. Is he/she your _____?
 B. No. He's/She's my _____.
 A. Oh. What's his/her name?
 B.

- A. Let me introduce my _____.
 B. I'm glad to meet you.
 C. Nice meeting you, too.

Tell about your relatives:
 What are their names?
 Where do they live?
 Draw your family tree and talk about it.

NORTH AMERICA





- A. Where is
- B. is _____ of



- 1. north
- 2. south
- 3. east
- 4. west
- 5. northeast
- 6. northwest
- 7. southeast
- 8. southwest

THE WORLD



1. North America
2. South America

3. Europe
4. Africa

5. The Middle East
6. Asia

7. Australia
8. Antarctica



- A. Where's? A. What ocean/sea is near?
 B. It's in B. The Ocean/Sea.

EVERYDAY ACTIVITIES I



A. What do you do every day?

B. I **get up**, I **take a shower**, and I **brush my teeth**.



1. get up
2. take a shower
3. brush *my** teeth
4. floss *my** teeth
5. shave
6. get dressed

7. wash *my** face
8. put on makeup
9. brush *my** hair
10. comb *my** hair
11. make the bed

12. get undressed
13. take a bath
14. go to bed
15. sleep

16. make breakfast
17. make lunch
18. cook/make dinner
19. eat/have breakfast
20. eat/have lunch
21. eat/have dinner

* my, his, her, our, your, their

A. What does he do every day?
B. He _____s, he _____s,
and he _____s.

A. What does she do every day?
B. She _____s, she _____s,
and she _____s.

What do you do every day? Make a list.
Interview some friends and tell about their everyday activities.

EVERYDAY ACTIVITIES II



- A. Hi! What are you doing?
 B. I'm cleaning the apartment.



- | | | | |
|--|-------------------|-------------------------|------------------------|
| 1. clean the apartment/
clean the house | 6. do the laundry | 11. watch TV | 16. play basketball |
| 2. sweep the floor | 7. iron | 12. listen to the radio | 17. play the guitar |
| 3. dust | 8. feed the baby | 13. listen to music | 18. practice the piano |
| 4. vacuum | 9. feed the cat | 14. read | 19. study |
| 5. wash the dishes | 10. walk the dog | 15. play | 20. exercise |

A. Hi,! This is
 What are you doing?
 B. I'ming. How about you?
 A. I'ming.

A. Are you going to _____ today?
 B. Yes. I'm going to _____ in a
 little while.

What are you going to do tomorrow?
 Make a list of *everything* you are
 going to do.

THE CLASSROOM

- A. Where's the **teacher**?
 B. The **teacher** is *next to* the **board**.

- A. Where's the **pen**?
 B. The **pen** is *on* the **desk**.



- | | | | |
|-------------------|--------------------|---------------------------------|------------------------|
| 1. teacher | 10. book/textbook | 19. chalk | 27. globe |
| 2. teacher's aide | 11. notebook | 20. chalk tray | 28. bookshelf |
| 3. student | 12. notebook paper | 21. eraser | 29. overhead projector |
| 4. seat/chair | 13. graph paper | 22. P.A. system/
loudspeaker | 30. TV |
| 5. pen | 14. ruler | 23. bulletin board | 31. (movie) screen |
| 6. pencil | 15. calculator | 24. thumbtack | 32. slide projector |
| 7. eraser | 16. clock | 25. map | 33. computer |
| 8. desk | 17. flag | 26. pencil sharpener | 34. (movie) projector |
| 9. teacher's desk | 18. board | | |

- A. Is there a/an _____ in your classroom?*
- B. Yes. There's a/an _____ next to/on the _____.


- A. Is there a/an _____ in your classroom?*
- B. No, there isn't.

Describe your classroom.
 (There's a/an)

*With 12, 13, 19 use: Is there _____ in your classroom?

CLASSROOM ACTIONS

Practice these classroom actions.



- | | | |
|------------------------------|--------------------------------|-----------------------------|
| 1. Stand up. | 6. Open your book. | 11. Listen to the question. |
| 2. Go to the board. | 7. Read page eight. | 12. Raise your hand. |
| 3. Write your name. | 8. Study page eight. | 13. Give the answer. |
| 4. Erase your name. | 9. Close your book. | 14. Work in groups. |
| 5. Sit down./Take your seat. | 10. Put away your book. | 15. Help each other. |
| 16. Do your homework. | 21. Take out a piece of paper. | 26. Lower the shades. |
| 17. Bring in your homework. | 22. Pass out the tests. | 27. Turn off the lights. |
| 18. Go over the answers. | 23. Answer the questions. | 28. Turn on the projector. |
| 19. Correct your mistakes. | 24. Check your answers. | 29. Watch the movie. |
| 20. Hand in your homework. | 25. Collect the tests. | 30. Take notes. |

You're the teacher!
Give instructions to your students.

COUNTRIES, NATIONALITIES, AND LANGUAGES



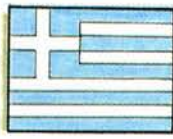
- A. Where are you from?
B. I'm from **Mexico**.





- A. What's your nationality?
B. I'm **Mexican**.



- A. What language do you speak?
B. I speak **Spanish**.



Country	Nationality	Language	Country	Nationality	Language
Afghanistan	Afghan	Afghan	Italy	Italian	Italian
Argentina	Argentine	Spanish	Japan	Japanese	Japanese
Australia	Australian	English	Jordan	Jordanian	Arabic
Bolivia	Bolivian	Spanish	Korea	Korean	Korean
Brazil	Brazilian	Portuguese	Laos	Laotian	Laotian
Cambodia	Cambodian	Cambodian	Latvia	Latvian	Latvian
Canada	Canadian	English/French	Lithuania	Lithuanian	Lithuanian
Chile	Chilean	Spanish	Malaysia	Malaysian	Malay
China	Chinese	Chinese	Mexico	Mexican	Spanish
Colombia	Colombian	Spanish	New Zealand	New Zealander	English
Costa Rica	Costa Rican	Spanish	Nicaragua	Nicaraguan	Spanish
Cuba	Cuban	Spanish	Panama	Panamanian	Spanish
(The) Dominican Republic	Dominican	Spanish	Peru	Peruvian	Spanish
Ecuador	Ecuadorian	Spanish	(The) Philippines	Filipino	Tagalog
Egypt	Egyptian	Arabic	Poland	Polish	Polish
El Salvador	Salvadorean	Spanish	Portugal	Portuguese	Portuguese
England	English	English	Puerto Rico	Puerto Rican	Spanish
Estonia	Estonian	Estonian	Romania	Romanian	Romanian
Ethiopia	Ethiopian	Amharic	Russia	Russian	Russian
France	French	French	Saudi Arabia	Saudi	Arabic
Germany	German	German	Spain	Spanish	Spanish
Greece	Greek	Greek	Taiwan	Taiwanese	Chinese
Guatemala	Guatemalan	Spanish	Thailand	Thai	Thai
Haiti	Haitian	Haitian Kreyol	Turkey	Turkish	Turkish
Honduras	Honduran	Spanish	Ukraine	Ukrainian	Ukrainian
Indonesia	Indonesian	Indonesian	(The) United States	American	English
Israel	Israeli	Hebrew	Venezuela	Venezuelan	Spanish
			Vietnam	Vietnamese	Vietnamese



- A. What's your native language?
B. _____.
A. Oh. What country are you from?
B. _____.






- A. Where are you and your husband/wife going on your vacation?
B. We're going to _____.
A. That's nice. Tell me, do you speak _____?
B. No, but my husband/wife does. He's/She's _____.

Tell about yourself:
Where are you from?
What's your nationality?
What languages do you speak?
Now interview and tell about a friend.

TYPES OF HOUSING



- A. Where do you live?
 B. I live in an **apartment building**.



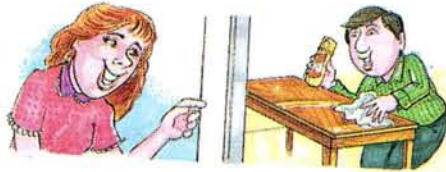
- | | | |
|----------------------------|------------------------|------------------|
| 1. apartment (building) | 5. condominium/condo | 9. cabin |
| 2. (single-family) house | 6. dormitory/dorm | 10. nursing home |
| 3. duplex/two-family house | 7. mobile home/trailer | 11. shelter |
| 4. townhouse/townhome | 8. farmhouse | 12. houseboat |

- A. Town Taxi Company.
 B. Hello. Please send a taxi to
 (address) .
 A. Is that a house or an apartment?
 B. It's a/an _____.
 A. All right. We'll be there right
 away.

- A. This is the Emergency Operator.
 B. Please send an ambulance to
 (address) .
 A. Is that a private home?
 B. It's a/an _____.
 A. What's your name?
 B.
 A. And your telephone number?
 B.

Tell about people you know and the
 types of housing they live in.
 Discuss:
 Who lives in dormitories?
 Who lives in nursing homes?
 Who lives in shelters?
 Why?

THE LIVING ROOM



- A. Where are you?
 B. I'm in the living room.
 A. What are you doing?
 B. I'm *dusting** the **coffee table**.

*dusting/cleaning



- | | | | |
|-----------------|--------------------------------------|---------------------------------|------------------------|
| 1. coffee table | 9. drapes/curtains | 15. television | 21. painting |
| 2. rug | 10. sofa/couch | 16. video cassette recorder/VCR | 22. frame |
| 3. floor | 11. (throw) pillow | 17. stereo system | 23. mantel |
| 4. armchair | 12. ceiling | 18. speaker | 24. fireplace |
| 5. end table | 13. wall | 19. loveseat | 25. fireplace screen |
| 6. lamp | 14. wall unit/
entertainment unit | 20. plant | 26. picture/photograph |
| 7. lampshade | | | 27. bookcase |
| 8. window | | | |

- A. You have a lovely living room!
 B. Oh, thank you.
 A. Your _____ is/are beautiful!
 B. Thank you for saying so.

- A. Uh-oh! I just spilled coffee on your _____!
 B. That's okay. Don't worry about it.


Tell about your living room.
 (In my living room there's)

THE DINING ROOM



- A. This **dining room table** is very nice.
 B. Thank you. It was a gift from my *grandmother*.*

*grandmother/grandfather/aunt/uncle/...



- | | | | |
|------------------------|---------------------|-------------------|----------------|
| 1. (dining room) table | 7. salad bowl | 13. candle | 19. teapot |
| 2. (dining room) chair | 8. pitcher | 14. centerpiece | 20. coffee pot |
| 3. china cabinet | 9. serving bowl | 15. salt shaker | 21. creamer |
| 4. china | 10. serving platter | 16. pepper shaker | 22. sugar bowl |
| 5. chandelier | 11. tablecloth | 17. butter dish | |
| 6. buffet | 12. candlestick | 18. serving cart | |

[In a store]

- A. May I help you?
 B. Yes, please. Do you have _____s?*
- A. Yes. _____s* are right over there.
 B. Thank you.

[At home]

- A. Look at this old _____
 I just bought!
 B. Where did you buy it?
- A. At a yard sale. How do you like it?
 B. It's VERY unusual!

Tell about your dining room.

(In my dining room there's)

*With 4, use the singular.

THE DINING ROOM: A PLACE SETTING



- A. Excuse me. Where does the **salad plate** go?
 B. It goes *to the left of the dinner plate*.



- A. Excuse me. Where does the **soup spoon** go?
 B. It goes *to the right of the teaspoon*.



- A. Excuse me. Where does the **wine glass** go?
 B. It goes *between the water glass and the cup and saucer*.



- A. Excuse me. Where does the **cup** go?
 B. It goes *on the saucer*.



- | | | | |
|---------------------------|----------------|-------------------|------------------|
| 1. salad plate | 5. water glass | silverware | 13. teaspoon |
| 2. bread-and-butter plate | 6. wine glass | 10. salad fork | 14. soup spoon |
| 3. dinner plate | 7. cup | 11. dinner fork | 15. butter knife |
| 4. soup bowl | 8. saucer | 12. knife | |
| | 9. napkin | | |

- A. Waiter? Excuse me. This _____ is dirty.
 B. I'm terribly sorry. I'll get you another _____ right away.

- A. Oops! I dropped my _____!
 B. That's okay! I'll get you another _____ from the kitchen.

Practice giving directions. Tell someone how to set a table. (Put the)